

PAD Plus

Photo-Activated Disinfection



**Improve your long-term success
in restorative dentistry...
...at a very affordable price!**

New LED Technology
5 Year clinical trials!
1,000s of patients!
99.99% oral bacterial kill!

Treats Root Canals Periodontal Pockets
 Peri-Implantitis Carious Lesions

New PAD Plus for only £1,995*

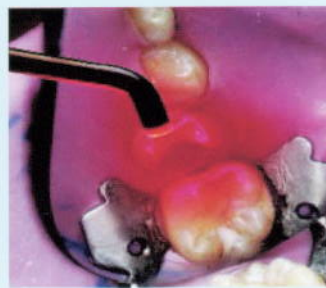


Dexcel[®]
d e n t a l

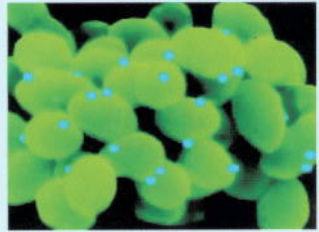
Benefits of PAD Plus to the PRACTITIONER:

- Saves time: complete endo treatment in a single visit
- Saves supporting tissue in periodontal disease
- Saves implants by disinfection of the site before placement and of infected tissue
- Saves hard tissue removing less dentine and encouraging natural remineralisation

Benefits of PAD Plus to the PATIENT:

- Less time to complete root canal treatment and less likelihood of failure
- Less complex treatment of periodontal pockets
- Less likelihood of implant failure
- Less need for aggressive antimicrobials and systemic antibiotics
- Less invasive cavity prep and risk of pulpal exposure in treating deep decay
- Less risk of losing teeth
- Less trauma for children / dental phobics





How does PAD technology work?

PAD is based on two components:

- a dilute solution of pharmaceutical grade tolonium chloride (a vital stain)
- a light of a specific wavelength (635 nm) to activate the PAD solution.

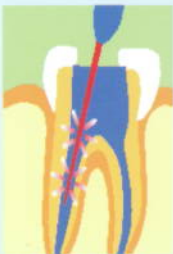
Mode of Action

- In dental hard or soft tissue, the PAD solution selectively targets and tags all bacteria.
- Activating the solution with the PAD Plus light, releases singlet oxygen.

This causes the cell wall to rupture, killing bacteria in seconds. Unlike other methods of disinfection, PAD selectively eliminates all bacteria and does not affect healthy surrounding tissue. The solution does not stain soft tissue or tooth restoration.

What does PAD treat?

PAD is equally effective on the bacteria found in root canals, periodontal pockets, peri-implantitis and carious teeth. PAD Plus kills all bacteria including: *total streptococcus* (incl. *S-mutans*, *S-sobrinus*, *S-intermedius*), *Actinomyces species*, *Lactobacilli*, *Veilonella*, *Prevotella intermedia*, *Peptostreptococcus micros*, *Fusobacterium nucleatum*, *Porphyromonas gingivalis*, *Staphalococcus aureus* and *Enterococcus faecalis*. PAD Plus also kills *candida albicans*.



Endodontics



Periodontics



Peri-Implantitis



Carious Lesions

Dexcel[®]
dental

Comments from existing PAD Users

"PAD provides us at Granta Dental with a rare opportunity to offer patients a technological innovation of elegant simplicity and staggeringly few side effects. It is a reassuring value added technique to improve our clinical outcomes in dental conditions where infection control is the primary objective of treatment. PAD is the type of responsible clinical solution that 21st century patients are seeking in their dental care".

Helen Harrison, BDS MFBDP UK, Cambridgeshire.

"Speeds up the process of root canal treatment. A totally different way to treat caries. Patients love it!" **Dr. I Wright, Gwent.**

"Great publicity benefits to the practice".
Dr A Davenport, Warwickshire.

"Re-treatment of endo cases with resolution. No need for sodium hypochlorite. Closing of deep pockets."
Dr J Rawcliffe, North Yorkshire.

"The confidence of complete disinfection."
Dr S Bonsor, Aberdeenshire

A real practice builder! The low treatment cost of PAD Plus is acceptable to patients and generates additional practice income. The initial outlay for a PAD Plus unit can normally be recovered within months of purchase.

* List Price (ex VAT, ex-works)

Exclusively distributed in the UK by:

Dexcel[®]
d e n t a l

Order Freephone number 0800 013 2333

Dexcel Dental is a division of Dexcel Pharma Limited
1 Cottesbrooke Park, Heartlands Business Park, Daventry, Northants, NN11 8YL
Tel: 01327 312 266 Fax: 01327 312 262